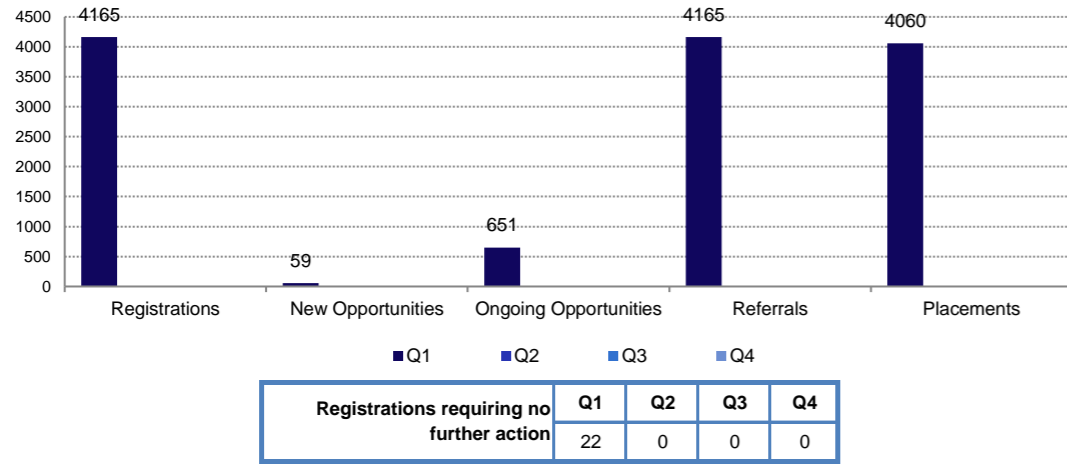
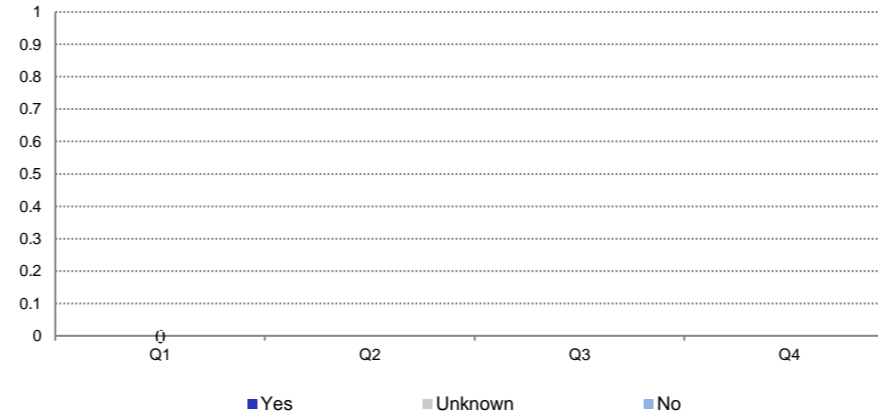


Quarter 1 Voluntary Action South West Surrey (VASWS) Scorecard August 2020


1. Volunteering Overview



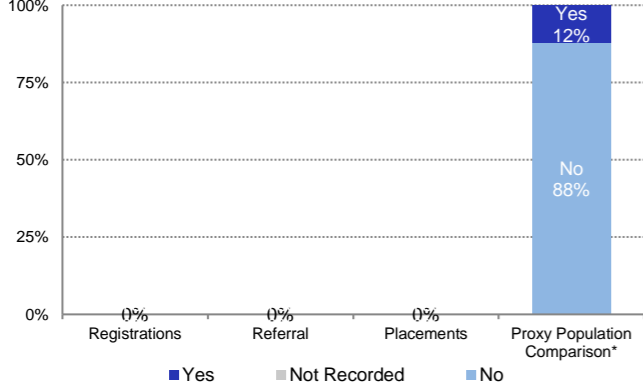
2. Volunteers still in place after 2 months



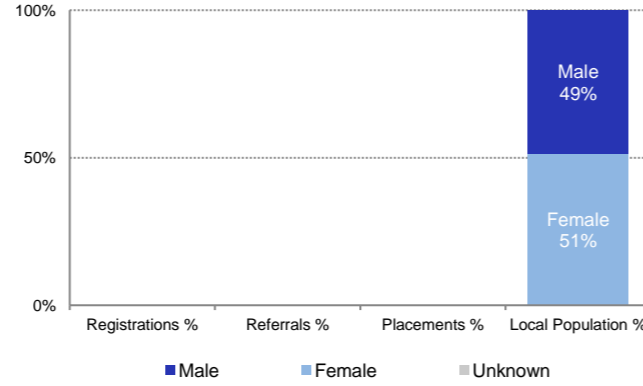
Top Three Achievements this quarter



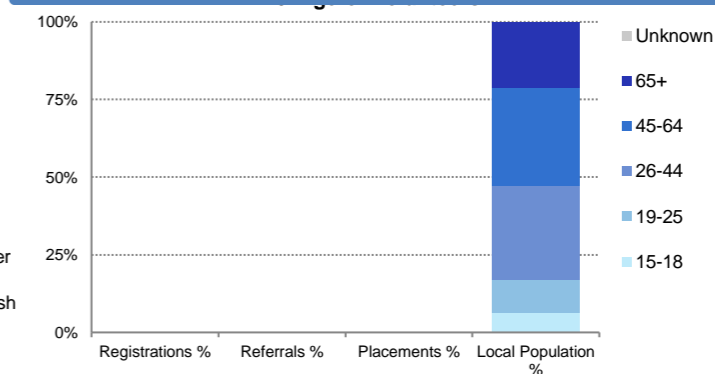
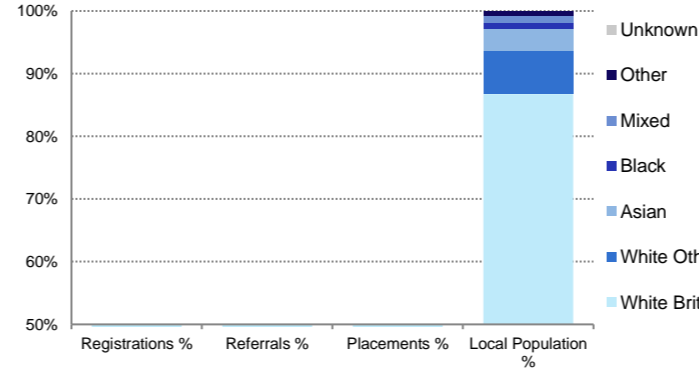
3. Volunteers with Disabilities



4. Gender of Volunteers



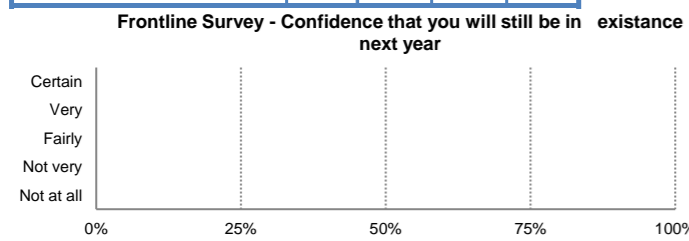
5. Ethnicity of Volunteers



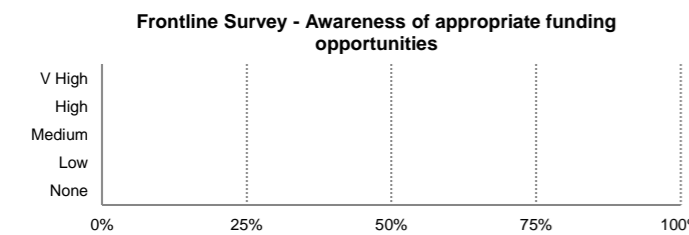
Corporate Volunteering	Q1	Q2	Q3	Q4
Number of events	0			
Number of volunteers	0			
Volunteering England 2013/14 Accreditation				
PQASSO Level	None	1	2	3

One Off Volunteering	Q1	Q2	Q3	Q4
Number of events	0			
Number of volunteers	0			
Volunteering hours				

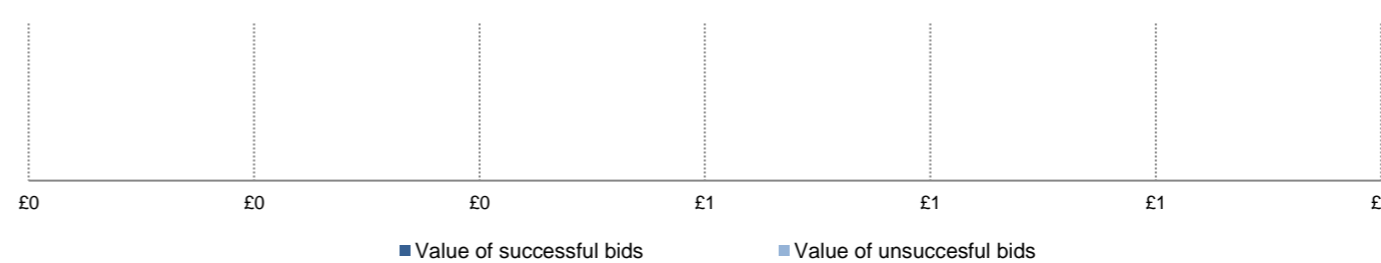
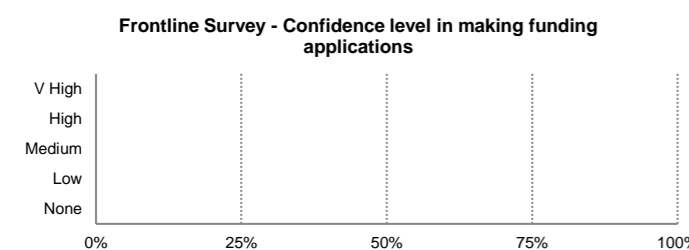
Frontline Survey Responses	Have used service in the last 12 months	Very/Fairly Satisfied with Service
XXorganisations out of XXX stated they had used VASWS in the last 12 months		
Providing information, guidance & Support on volunteer recruitment	0%	0%
Support for your organisation in the last 12 months by providing funding advice, information or searches?	0%	0%
Support with governance advice	0%	0%
Support with back office functions eg DBS checks	0%	0%
Support through local businesses	0%	0%
Support through training / conference / networking etc	0%	0%



Frontline Survey Voluntary Organisations who have a Business Plan in Place



Frontline Survey Voluntary Organisations who have a Governance Framework in Place



*Proxy population comparator is based on individuals aged 16+ living in a household who assessed that their daily activities were limited a lot or a little by a long term health problem or disability, this includes problems related to old age. Source: 2011 Census

Scorecard